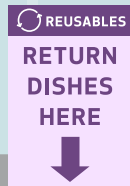





ZERO WASTE WATCH PARTIES!

Planning to host a watch party *at your business*?
Score a win with these key zero waste plays!

PERFECT YOUR THROW-IN

Display clear signage and provide easy access to collection bins so waste goes into the right spot. Need help getting bins and signage? Here's the [order form!](#)



MAKE THE SAVE

Start strategizing how you'll donate safe, unserved food to a community partner by [looking up the nearest partner](#) or reaching out to SPU_FoodRescue@seattle.gov.



BENCH YOUR SINGLE-USE DISHWARE

Swap out the single-use dishes and bring on the real MVPs—[reusables!](#) If you're ready to make the switch, reach out to [Reuse Seattle!](#)



Seattle
Public Utilities

READY TO LEVEL UP YOUR ZERO WASTE GAME?

The Green Business team is here to cheer you on! Chat with us at greenbusiness@seattle.gov.

ZERO WASTE WATCH PARTIES!

Hosting a watch party **at home**? You've got the home advantage!
Use these moves to score your zero waste goal.

PERFECT YOUR THROW-IN

Provide clearly labeled collection containers for guests to sort their garbage, recycling, and compost into the right team! Need a refresher on sorting your waste? Use our [Where Does It Go?](#) tool and download [sorting guidelines](#).



BENCH YOUR SINGLE-USE DISHWARE

Substitute single-use dishware with durables that can be washed and reused! Encourage guests to bring their own water bottles or tumblers.

MAKE THE SAVE

Don't let extra food end up in the trash! Make a [food waste prevention plan](#) and encourage your guests to take leftovers with them on the way out—everyone loves gameday freebies.



Seattle
Public Utilities

WHEN IT COMES TO PREVENTING WASTE AT YOUR PARTY, WE'RE YOUR NUMBER ONE FAN.

If you need more tips, reach out to us at greenbusiness@seattle.gov.